





















125mm Heavy Duty Directional Lock Castors Rubber Wheel

125-5000-HRT/D

This castor features a directional lock which has been added to our 125mm black rubber castors. A directional lock is a way of making a swivel castor into a fixed castor temporarily - by locking the swivel head but not the wheel which means castor moves in one direction. Directional locking castors are great for cornering or pivoting. Can be added to just one trolley wheel - usually front left of the trolley if left cornering or front right if right cornering.



Technical Specifications

| | | |
|---|--------------------------------|--------------------|
|  | Bearing Type | Ball Journal |
|  | Colour | No |
|  | Hardness of Tread | 75 shore A |
|  | Load Capacity (kg) | 300 |
|  | Max Load Capacity of 4 Castors | 900 |
|  | Plate Dimension Length (mm) | 140 |
|  | Plate Dimension Width (mm) | 110 |
|  | Plate Hole Centres Length (mm) | 105 |
|  | Plate Hole Centres Width (mm) | 80/75 |
|  | Plate Hole Diameter | 10 |
|  | Product Type | Top Plate Castors |
|  | Swivel Radius | 148 |
|  | Temperature Range | -20 min to +85 max |
|  | Thread Material | No |
|  | Total Castor Height | 164 |
|  | Tread Width (mm) | 40 |
|  | Wheel Centre | Aluminum |
|  | Wheel Colour | Black |
|  | Wheel Diameter(mm) | 125 |
|  | Wheel Material | Rubber |

Dimensions

